



### District Report Card: 2017


<b>State:</b> Nagaland	<b>District:</b> Tuensang
<b>Class:</b> 8	<b>Subject:</b> Language
<b>Schools:</b> 32	<b>Students:</b> 444


### Participation/Coverage


#### Students

 GENDER	Boys		Girls	
	Number	%	Number	%
	214	48.20	230	51.80

 AREA	Rural		Urban	
	Number	%	Number	%
	260	58.56	184	41.44

 CATEGORY	SC		ST		OBC		GEN	
	Number	%	Number	%	Number	%	Number	%
	0	0.00	444	100.00	0	0.00	0	0.00

 CWSN	LD	VI	HI	S&LD	ID	Oth
	0	0	0	0	0	0

 Management	Government		Government-aided	
	Number	%	Number	%
	444	100.00	0	0.00

### Average Performance of Students in Language (%)

Overall	Gender		Area		Management		Social Group			
	Male	Female	Rural	Urban	Govt.	Aided	SC	ST	OBC	GEN
21.20	21.09	21.30	20.23	22.57	21.20	0.00	0.00	21.20	0.00	0.00

## Performance on Learning Outcomes (LOs)

Learning Outcomes	Description	Average Performance(%)
L813	Read textual/non-textual materials with comprehension and identifies the details, characters, main idea and sequence of ideas and events while reading	21.20

Range of Performance of Students who Answered Correctly							
Below 30%		30% - 50%		50% - 75%		Above 75%	
Number	%	Number	%	Number	%	Number	%
366	82.43	75	16.89	3	0.68	0	0.00

## Lowest Performing Learning Outcomes (LOs)

1 - Read textual/non-textual materials with comprehension and identifies the details, characters, main idea and sequence of ideas and events while reading (21.20)